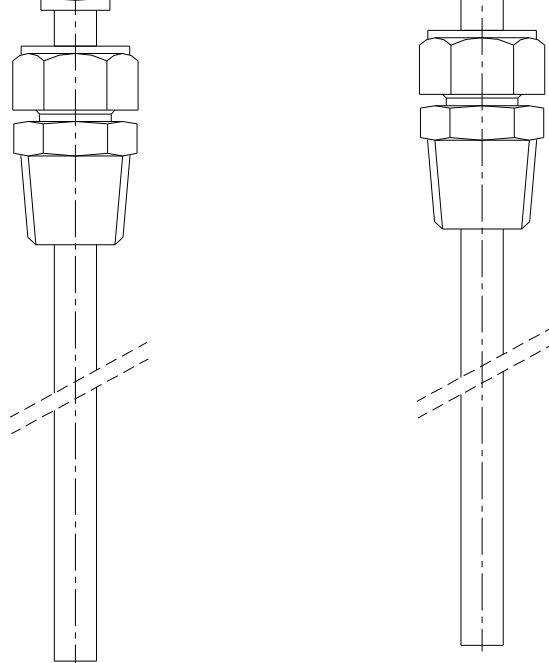
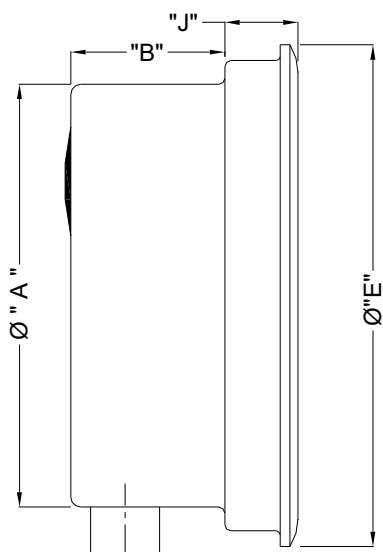



THIS DRAWING AND DESIGN IS THE PROPERTY OF THE FORBES MARSHALL (HYD) LTD. AND MUST NOT BE COPIED OR LENT WITHOUT THEIR PERMISSION IN WRITING.

IF IN DOUBT ASK	WHERE USED:- XXXXXXXXXXXXXX	SUB ASSLY.:-	CAT. X	PART CODE NO. XXXXX	<table border="1"> <tr> <th>NOMINAL SIZE</th> <th>Ø "A"</th> <th>"B"</th> <th>Ø "E"</th> <th>"J"</th> </tr> <tr> <td>150</td> <td>Ø 156,5</td> <td>39,0</td> <td>Ø 178,0</td> <td>14,0</td> </tr> </table>				NOMINAL SIZE	Ø "A"	"B"	Ø "E"	"J"	150	Ø 156,5	39,0	Ø 178,0	14,0
	NOMINAL SIZE	Ø "A"	"B"	Ø "E"	"J"													
150	Ø 156,5	39,0	Ø 178,0	14,0														



1
2
3
4
5
6
7
8

2nd FOLD

1st FOLD

1
2
3
4
5
6
7
8

For Details:
Refer data sheet

BILL OF MATERIAL	
Case	Aluminium (Black Coated)
Bezel	Aluminium (Black Coated)
Dial	Aluminium
Pointer	Aluminium - MICRO Adjustable
Stem	SS316L - ø 10.0
Window	Shatter proof glass
Connection	SS316L
Mounting	Bottom
Threading	3/4" NPT (M) - Adjustable
Enclosure	IP-65

CUSTOMER COMMENTS	
Project Name:	
Customer Requisition Number:	
<input type="checkbox"/> REVISE AND RESUBMIT <input type="checkbox"/> TO BE ISSUED AS FINAL PROVIDED COMMENTS ARE INCORPORATED <input type="checkbox"/> NO COMMENT-FINAL ISSUE	
SIGN:	DATE:

	08.06.09			
REV.NO	DATE	REVISIONS	APPD.	
GENERAL TOLERANCES (IS2102)				
TOL.	±0.1	±0.2	±0.3	±0.5 ±0.8
UPTO	6	30	120	315 1000
ABOVE	0	6	30	120 315
<ul style="list-style-type: none"> DO NOT SCALE THE DRAWING ALL DIMENSIONS ARE IN mm. UNLESS OTHERWISE STATED. REMOVE SHARP EDGES. TAPPED HOLES CHAMFER TO FIRST THREAD x 45° 				



FORBES MARSHALL (HYD) PVT. LTD.,
HYDERABAD - 500076 (INDIA)

QTY./SET		TITLE		
FINISH:		Temperature gauge Bottom		
RMC NO.		SCALE: NTS		
DRN.	LAXMAN	MATL.	SHT. 1 OF 1	REV.NO. 0
CHD.		REF BOM	DRG.NO.	AT-BTM
APPD.				

138A3